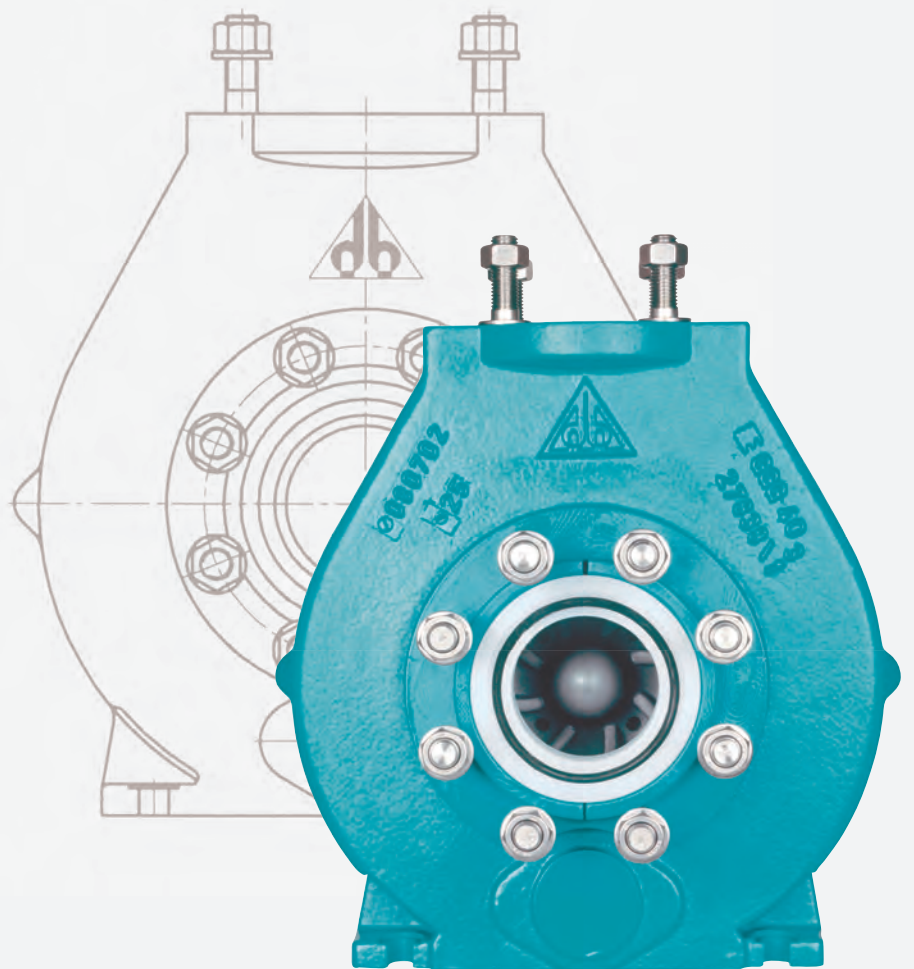


**Standard
Chemical Pump
of Plastic Material
Type Series NE
ISO 2858/DIN EN 22858**



WERNERT-PUMPEN



Standard Chemical Pump of Plastic Material Type Series NE

ISO 2858 / DIN EN 22858

ATEX


Safety first

The NE pump is designed to convey aggressive, solid-laden and toxic liquids. Thick-walled casing parts of plastic material as well as their completely metallic enclosure ensure the pump is safe for pressure rating to PN16.

Set standards

The new generation of NE pump is a result of a constant development work:

- Impeller of chlorine-resistant PE
- Universal shaft
- High load, fixed / movable bearings
- Sealed for life roller bearings
- Support foot fixing, located at the bearing housing



Advanced: The NE series

Conforms to ATEX

According to directive 94/9/EG (ATEX), the NE pump is assigned to:

- Equipment group II
- Equipment category 2G
- Temperature class T3 and T4

Shaft seal

The WERNERT bellow-type axial face seal is of unique simple construction that has proved itself a thousand times over.

It can be equipped with quench and/or continuous flushing if required. Various single and double acting axial face seals made by well known manufacturers are also available for special applications.

Unit Construction

As FK- or FE series the chemical standard pumps are also available in unit construction. The connection dimensions follow ISO 2858/ DIN EN 22858.

Process Design

This constructional conception allows a quick exchange of the hydraulic side of the pump, without detaching the flanges or dismounting of the electric motor.

Hydraulic

Following the different requirements the standard pump can be equipped with closed (G) or with a semi open impeller (O). The use of a semi open impeller is recommended for solid loaded fluids. A non-chocable-pump (F), which should be used for liquids with higher solid content, can be realized after a few modifications. The hydraulic type is indicated with the fourth letter of the pump's name.

Materials

The choice of plastics depends on the chemical, thermal, mechanical and abrasive loads.

The following plastics are used to make the standard chemical pump and are indicated by the third letter of the type reference.

NEPO/NEPG/NEPF:

Ultra high molecular weight low pressure polyethylene (UHMW-PE)

NEWO/NEWG/NEWF:

Armoured Mineral Cast WERNIT®


NEKO/NEKG/NEKF:

Polyvinylidenefluoride (PVDF)

NETO/NETG/NETF:

Polytetrafluorethylene (PTFE) or Perfluoralkoxy (PFA)

The temperature range in which these materials can be used depends on the pumping medium and is between -50° C und +160° C.

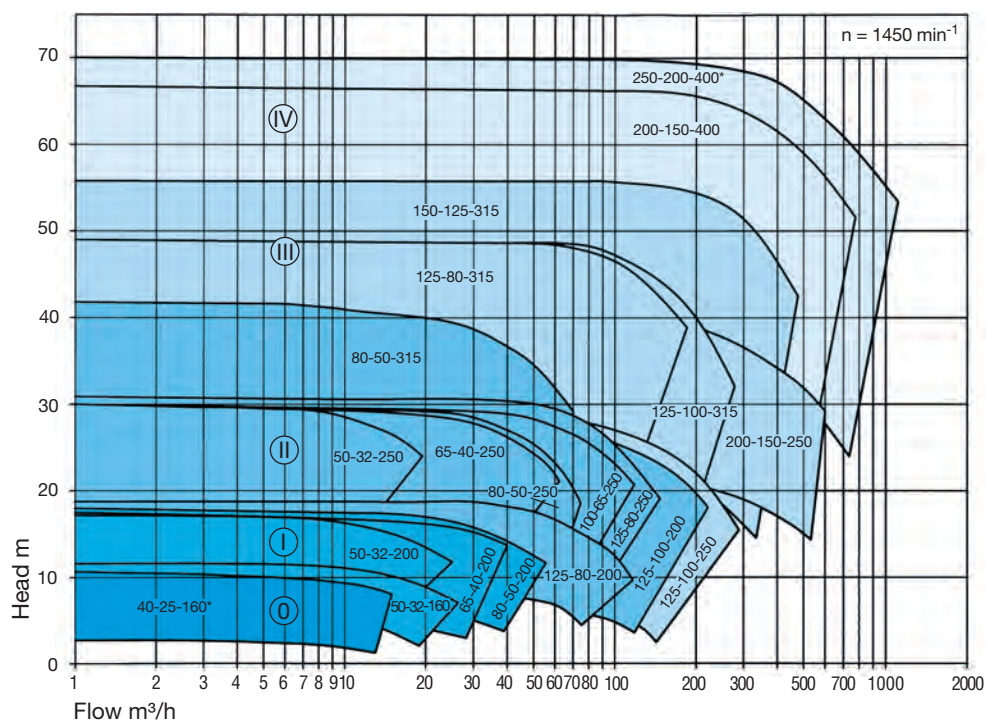


Special applications on request. We reserve the right to make technical modifications.

*Transnorm pump

⓪ / Ⅰ / Ⅱ / Ⅲ / Ⅳ

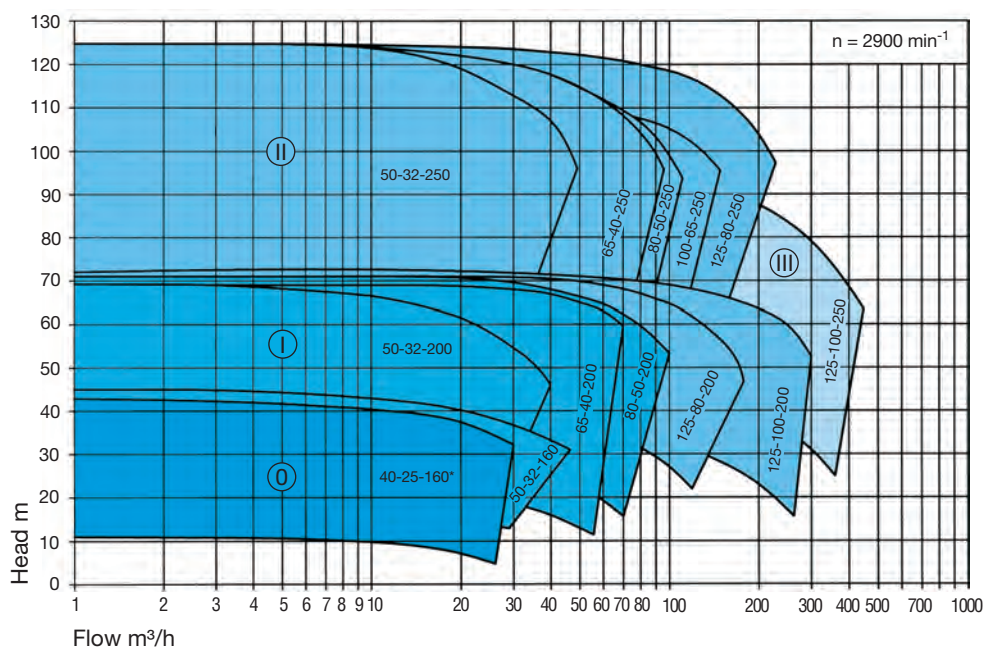
Pumps with same bearing support size

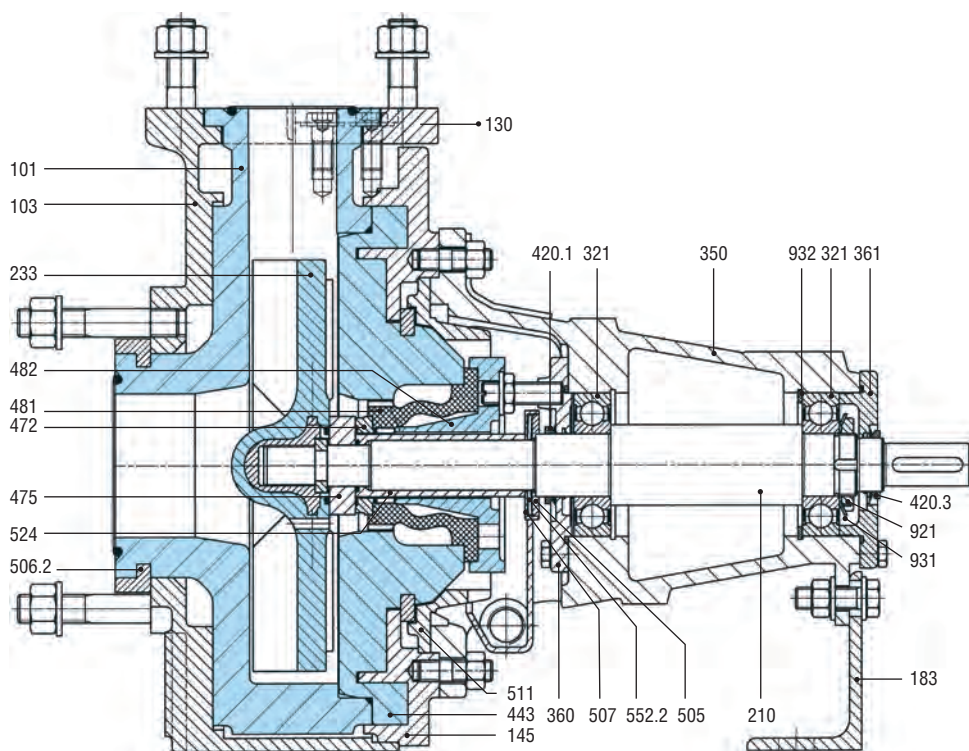


*Transnorm pump

⓪ / Ⅰ / Ⅱ / Ⅲ

Pumps with same bearing support size

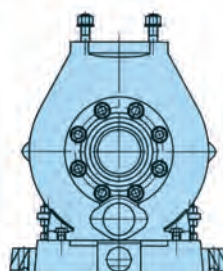
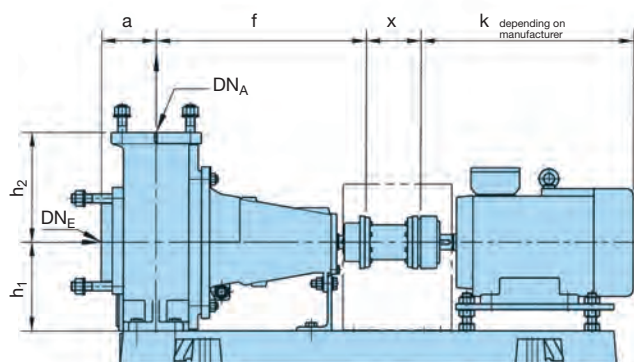




Part-No.	Designation
101	Pump casing
103	Annular casing
130	Casing Part
145	Adaptor
183	Support foot
210	Shaft
233	Left-hand impeller
321	Radial ball bearing
350	Bearing housing
360	Bearing cover
361	Bearing end cover
420.1	Shaft seal ring
420.3	Shaft seal ring
443	Seal insert
472	Stationary seal ring
475	Rotating seal ring
481	Bellows
482	Bellows seat
505	Loose collar
506.2	Retaining ring
507	Thrower
511	Centering ring
524	Shaft wearing sleeve
552.2	Spanner
921	Shaft nut
931	Lockwasher
932	Circlips

The type illustrated is the one with semi open impeller.
Only order spares according to the relevant parts list.

Dimensions table



Type NE	Flange PN 16		a	f	h ₁	h ₂	x
	DN _E	DN _A					
40-25-160*	40	25	80	385	132	160	100
50-32-160	50	32	80	385	132	160	100
50-32-200	50	32	80	385	160	180	100
50-32-250	50	32	100	500	180	225	100
65-40-200	65	40	100	385	160	180	100
65-40-250	65	40	100	500	180	225	100
80-50-200	80	50	100	385	160	200	100
80-50-250	80	50	125	500	180	225	100
80-50-315	80	50	125	500	225	280	100
100-65-250	100	65	125	500	200	250	140
125-80-200	125	80	125	500	180	250	140
125-80-250	125	80	125	500	225	280	140
125-80-315	125	80	125	530	250	315	140
125-100-200	125	100	125	500	200	280	140
125-100-250	125	100	140	530	225	280	140
125-100-315	125	100	140	530	250	315	140
150-125-315	150	125	140	530	280	355	140
200-150-250	200	150	160	530	280	375	180
200-150-400	200	150	160	670	315	450	180
250-200-400*	250	200	180	670	425	500	180

* Transnorm pump

Dimensions in mm

WERNERT-PUMPEN



WERNERT-PUMPEN GMBH · P.O.Box 10 21 53 · D-45421 Mülheim an der Ruhr · Germany
Phone: +49 (0) 208 / 37 58 - 0 · Fax: +49 (0) 208 / 37 58 - 111 · e-mail: info@wernert.de · <http://www.wernert.de>